

Transforming your nature treasures

Take another look at the materials that you have found.

What can they do?

Float?



Make paint?

Hold something up?
(e.g. make a flag pole?)

A leaf can become a boat. Can you invent a boat, car or flying thing - using natural objects to help nature? Maybe a raft for to help a beetle to get across a pond.



How can you use some of the man-made items you have found?





You can make nets from household recycling/rubbish - whether you're using a plastic bag or a fruit net, you can use an old coat hanger or a stick. **Follow the how to guide on the next page!**

Let's make a fishing net!


With a few simple materials you can make your very own fishing net. Follow these instructions and see what you can create!

You will need:


- A knife (and an adult to help you use it)
- A fruit net (like you oranges come in at the supermarket)
- Scissors



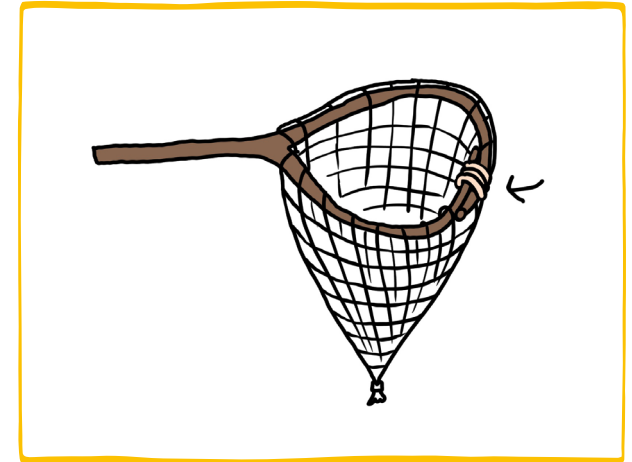
1. Use a bush, craft or scouts knife, if you have one. Saw off a regenerative/fast growing tree like willow, poplar, redwood, birch, holly or ideally find a bit of windfall or dead branch.



3. Thread the net onto your branch



2. Remove the end of the net



6. Bend into shape. Push into a circle, over the twigs if possible.